

**Homework For Grade IV (Girls Campus)**  
**English Language & Literature 2<sup>nd</sup> Homework**

**COMPREHENSION WORKSHEET**

Read the passage carefully and answer the following questions:



**How to Make Ice Cream** Do you like ice cream? Maybe you always buy it at the store or from an ice cream shop, but did you know you can make your own ice cream at home? First, gather your materials. You will need milk, sugar, and vanilla as the ingredients for the ice cream. You will also need some other materials to turn those ingredients into ice cream. The other materials are two zip-top plastic bags, ice, and salt. One of the zip-top plastic bags should be larger than the other. You might also want winter gloves or a towel to use later on! In the smaller bag, combine 1 cup of milk, about 2 tablespoons of sugar, and  $\frac{1}{2}$  teaspoon of vanilla. Close the top up tightly! Use your hands to squish the bag to mix the ingredients, or shake the bag. In the larger bag, combine between 2-4 cups of ice and about  $\frac{1}{3}$  cup of salt. Put the smaller bag into the larger bag, making sure the small bag is still closed tightly. Close the larger bag. If you want to keep your hands warm, put on the winter gloves or wrap the larger bag in a towel. Shake the bags for at least 5 minutes. Take a peek at the smaller bag to see if it looks like ice cream, or if it's still liquid. If it looks like ice cream, then you can take the smaller bag out of the larger one, pour the ice cream into a bowl, and enjoy your treat! If



it still looks thin, shake the bag for a few more minutes before enjoying. When you feel successful at making plain vanilla ice cream, experiment with adding different ingredients to make your own delicious flavors!

**Questions:**

**1. What is the short story mostly about?**

---

---

---

**2. If you were going to add in your own ingredients, which paragraphs would you need to add more information to?**

---

---

---

**3. What is the main topic of the second paragraph?**

---

---

---

**4. How do you know it's time to stop shaking the bags?**

---

---

---

**5. What does the word "combine" mean in the third paragraph? How do you know?**

---

---

---

### **READING TASKS FOR O.P.E**

Unit 3, THE JUNGLE BOOK

(Read the comprehension and solve the answers directly in the book)

### **READING TASKS FOR LITERATURE**

Student's book: THE MYSTERIOUS ISLAND

Chapters 12

(Read the chapter thoroughly)

Activity Book: THE MYSTERIOUS ISLAND

Chapters 8 & 9

(Solve all the exercises of the above chapters directly in your activity book)

## LITERATURE WORKSHEETS

### WORKSHEET-01

#### “UNDERSTANDING ALL ABOUT SYNONYMS”

Synonyms are words that are similar, or have a related meaning, to another word. They can be lifesavers when you want to avoid repeating the same word over and over.



Write the synonyms of the words selected from the student's book (The Mysterious Island):

WORDS	SYNONYMS	WORDS	SYNONYMS	WORDS	SYNONYMS
destroy		shock		excite	
investigate		recognize		creature	
explore		refuse		treasure	
approach		betray		angry	
trouble		amazing		suffer	
unconscious		strange		appear	
extreme		comment		trap	
miserable		enter		impress	
injured		anxious		agree	
peaceful		survive		danger	

## WORKSHEET-02

### "ADJECTIVES THAT DESCRIBE PERSONALITY"

#### **Personality Adjectives**

academic	calm	creative	dynamic	fashionable
accurate	capable	credible	eager	feminine
adaptable	carefree	cultured	earnest	firm
adorable	careful	curious	easygoing	flexible
adventurous	caring	daring	eccentric	fool
affectionate	casual	dashing	efficient	forceful
aggressive	cautious	dazzling	elated	formal
agreeable	charming	debonair	eminent	frank
alert	cheerful	decent	enchancing	friendly
alluring	clean	decisive	encouraging	fun
ambitious	comfortable	decorous	endurable	funny
amused	confident	dedicated	emotional	generous
appreciative	clever	deliberate	empathetic	gentle
artistic	competent	delightful	energetic	good-natured
assertive	composed	demented	entertaining	great
athletic	confident	deranged	enthusiastic	gregarious
attractive	conscientious	detailed	ethical	gorgeous
beautiful	conservative	determined	excellent	haggard
boastful	considerate	devoted	exciting	handsome
bold	contrary	dignified	excited	happy
boundless	cool	diligent	exclusive	healthy
brave	cooperative	disagreeable	exuberant	helpful
bright	courageous	dynamic	fair-minded	hermetic
broad-minded	courteous	discreet	fanatic	high-flier
bungling	crazy	dominant	faithful	hyperactive



Describe the main characters involved in your literature book by using the personality adjectives from the given list:

**AYRTON**

---

---

---

---

**CYRUS SMITH**

---

---

---

---

**PRINCE DAKKAR**

---

---

---

---

**PENCROFF**

---

---

---

---



**LORD GLENARVAN**

---

---

---

---

**HARBERT**

---

---

---

---

**GIDEON SPILETT**

---

---

---

---



































## COMPOSITION WORKSHEET

### “THEME-BASED LEARNING”

Write a composition on a given topic by using Descriptive Writing Style:  
(Choose the key-words from the list)



### SPRING Words

 spring	 rain	 blue
 tree	 cloud	 yellow
 leaf	 rainbow	 puddle
 buds	 bunny	 umbrella
 blossoms	 chick	 flowers
 sprouts	 lamb	 seeds
 tulip	 robin	 baseball
 daffodil	 nest	 kite
 butterfly	 egg	 mushroom
 ladybug	 frog	 snail
 sun	 green	





**“SPRING-MY FAVOURITE SEASON”**

Lined area for writing the response to the prompt "SPRING-MY FAVOURITE SEASON". The area contains 20 horizontal lines. A large, light gray watermark reading "HIRA FOUNDATION SCHOOL" is oriented diagonally across the page.



**FORM OF VERBS**

Learn all the given form of verbs.

dive	dived; dove	dived
do	did	done
draw	drew	drawn
drink	drank	drunk
eat	ate	eaten
fall	fell	fallen
fight	fought	fought
fling	flung	flung
fly	flew	flown
forbid	forbade	forbidden
forget	forgot	forgotten
freeze	froze	frozen
get	got	gotten
give	gave	given
go	went	gone
grow	grew	grown
hang	hanged; hung	hanged; hung
hear	heard	heard
hit	hit	hit
hurt	hurt	hurt
knit	knit; knitted	knit
lay	laid	laid
lead	led	led

## Homework For Grade IV (Girls Campus)

### Science 2<sup>nd</sup> Homework

### Worksheet # 2

#### (Chapter #4 and 5)

1. Select the three electric circuits A, B and C.



Electric circuit A



Electric circuit B



Electric circuit C

You want to investigate whether the number of bulbs affects the electric current in an electric circuit.

- (i) Which variable must you change?

---

- (ii) Which variables must you keep the same? Write down three.

---



---

(iii) Which two electric circuits should you set up for his investigation?

---

2. Can a magnet be used to separate each pair of materials? Write down and explain your answers in the table.

Materials	Can a magnet be used to separate them? (yes / no)	Explanation
iron and wood		
iron and steel		
gold and silver		
copper and steel		

3. Fill in the correct word.

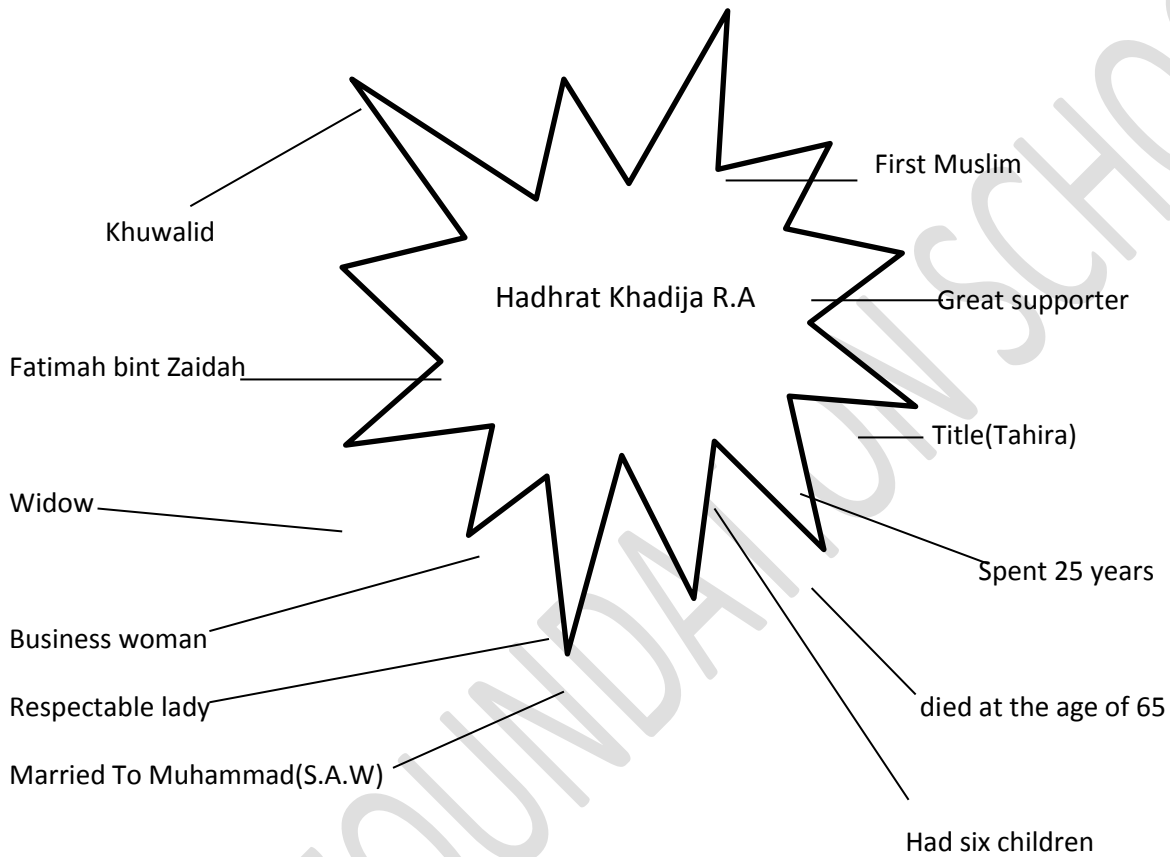
attract    repel    force    magnetic    steel    keeper    metals    poles
---

- (a) In scrapyards, magnetic \_\_\_\_\_ of attraction is used to lift heavy objects made of iron or steel.
- (b) A \_\_\_\_\_ can be used to keep a magnet strong.
- (c) Magnets can attract \_\_\_\_\_ materials.
- (d) The \_\_\_\_\_ of a magnet are the parts where the magnetic attraction is the strongest.
- (e) Like poles of magnets \_\_\_\_\_ each other.
- (f) The S-pole of a magnet will \_\_\_\_\_ the N-pole of another magnet.
- (g) Not all \_\_\_\_\_ are attracted by magnets.
- (h) Magnets are usually made of iron or \_\_\_\_\_.

4. **Read Chapter # 4 and 5.**

**Homework For Grade IV (Girls Campus)**  
**Islamiyat 2<sup>nd</sup> Homework**

- Write a short note on Hadhrat Khadija R.A with the help of the given mind map.




---

---

---

---

---

---

---

---

---

---





- Read lesson “Living with people” and write down the meaning of following words.

1. Sick \_\_\_\_\_

2. Hungry \_\_\_\_\_

3. Visit \_\_\_\_\_

4. Consider \_\_\_\_\_

5. Cheer up \_\_\_\_\_

6. Captives \_\_\_\_\_

7. Funeral \_\_\_\_\_

8. Forgive \_\_\_\_\_


9. Reward \_\_\_\_\_


10. Attend \_\_\_\_\_


**Homework For Grade IV (Girls Campus)**  
**Math 2<sup>nd</sup> Homework**  
**WORKSHEET**

**FRACTIONS AND DECIMALS**

Write a fraction for each figure and then convert it into decimal.












## WORKSHEET

### DECIMALS

$1.2 + 3.4 = \boxed{\phantom{000}}$

$4.3 + 5.6 = \boxed{\phantom{000}}$

$16.5 + 8.9 = \boxed{\phantom{000}}$

$38.9 + 16.8 = \boxed{\phantom{000}}$

$83.2 + 29.6 = \boxed{\phantom{000}}$

$9.2 + 18.3 = \boxed{\phantom{000}}$

$$11.2 - 3.41 = \boxed{\phantom{000}}$$

$$\begin{array}{r} 11.20 \\ - 3.41 \\ \hline \end{array}$$

$$23.5 - 5.35 = \boxed{\phantom{000}}$$

$$\begin{array}{r} 23.50 \\ - 5.35 \\ \hline \end{array}$$

$$7.84 - 0.9 = \boxed{\phantom{000}}$$

$$\begin{array}{r} 7.84 \\ - 0.90 \\ \hline \end{array}$$

$$43.45 - 25.8 = \boxed{\phantom{000}}$$

$$\begin{array}{r} 43.45 \\ - 25.80 \\ \hline \end{array}$$



$5.6 \times 2 = \boxed{\phantom{000}}$

$25.6 \times 9 = \boxed{\phantom{000}}$

$18 \times 7 = \boxed{\phantom{000}}$

$18.31 \times 5 = \boxed{\phantom{000}}$


HIRA FOUNDATION

## WORKSHEET


### FRACTION

Colour the fraction listed for each group.

(a)  $\frac{3}{4}$




(b)  $\frac{4}{9}$



(c)  $\frac{2}{5}$



(d)  $\frac{1}{3}$



## Homework For Grade IV (Girls Campus)

### Computer 2<sup>nd</sup> Homework

#### Work sheet # 1

Based on Tutorial 1 and 2

Word Processing	Insert		Vertical	Documents		Title Bar
Horizontal	Two	Tabs	Tables	Cell	Four	Preview
Insert table	Template		Quick tables			

Fill in the blanks with the appropriate words given in above box.

- Word 2013 is a \_\_\_\_\_ software used to create \_\_\_\_\_.
- Top most bar of file is called \_\_\_\_\_.
- \_\_\_\_\_ provides information of the file.
- Word 2013 has \_\_\_\_\_ types of scroll bars.
- Ribbon is divided in to \_\_\_\_\_.
- \_\_\_\_\_ are set of data arranged in rows and column.
- Column is a \_\_\_\_\_ series of cell.
- \_\_\_\_\_ series of cell is called row.



9. Intersection of row and column is called \_\_\_\_\_.
10. Tables group found in \_\_\_\_\_ tab.
11. There are \_\_\_\_\_ different ways to create a table.
12. If you create table by using grid method u can see \_\_\_\_\_ on the page.
13. You can specify the number of rows and column in dialog box if you are creating tables by using \_\_\_\_\_ option.
14. \_\_\_\_\_ provides various templates for the tables.
15. You can replace the data in the \_\_\_\_\_ with your own data.

## 2. Write short keys of following commands.

S.no	Commands	Short Keys
1	Move to the next cell	
2	Move Backward	
3	Move through the cells	
4	Undo	
5	Redo	

## Homework For Grade IV (Girls Campus)

### Urdu 2<sup>nd</sup> Homework

سرگرمی: ۱

سوال نمبر ۱: سبق: ”بلوکی کہانی“ پڑھئے۔ اب آپ بھی اپنے گھر میں سے کسی بڑے (دادا، دادی، نانا، نانی) یا چھوٹے (بہن بھائی) کا انٹرویو لیجئے۔ اور ان کی مزے دار باتوں سے لطف اندوز ہوئیے۔

سرگرمی نمبر: 2

سوال نمبر ۲: سبق ”لاہور کی یادگار عمارتیں“ پڑھئے۔ اور ان تاریخی عمارتوں کے نام اور وجہ لکھئے کہ کیوں آپ دیکھنا پسند کریں گے؟

---

---

---

---

---

---

---

---

---

---

سوال نمبر ۳: دیئے گئے الفاظ اور ان کے معنی یاد کیجئے، اور ان کی پانچ پانچ مرتبہ خوشخط لکھئے۔

وسیع و عریض۔ شان و شوکت۔ راہ داری۔ نقش و نگار۔ خوب گاہ۔ گردوارہ۔ محراب۔ شاہ کار۔ دیوان عام۔ چو برجی

---

---

---

---

---

---

---

---

---

---

سرگرمی نمبر: 3

سوال نمبر ۴: مندرجہ ذیل الفاظ کے ضد ملائیے۔

الفاظ	متضاد
بیوقوف	طاقت ور
کمزور	عقل مند
سیاہ	اصل
کاہل	فقیر
دولت مند	سفید
نقل	سست

سوال نمبر ۵: کمپیوٹر جیسی ایجاد سے تقریباً ہم سب ہی واقف ہیں۔ اس کے موجد کا نام لکھئے اور اس کی چار خوبیاں لکھئے۔

---

---

---

---

---

---

---

---

---

---